

O'BRIEN MIDDLE SCHOOL

2023-2024 SCHOOL PERFORMANCE PLAN



Student Success Goal

All students within all sub populations will grow by at least 5% in math summative assessments (quarter finals) by June of 2024

To support students to achieve this goal, we will:

1. Implementation will begin the second week of school in math classroom, beginning with the initial diagnostic assessment to establish learning pathways for students.
2. Data reports, monitoring, and analysis will occur monthly with administration and instructional leaders and will occur quarterly with the Curriculum and Instruction (CI) Team.
3. Tutoring opportunities will be offered at lunch, after school, & Intervention Block on Fridays
4. Keep learners with Multi-tiered Systems of Support (MTSS) flag documentation monitored and updated.
5. Use and analyze Quarter Final Data to measure growth and success.

Student, Staff, and Family Partnerships Goal

Families will increase participation in the Parent Climate Survey by 15% by spring of 2024, totaling a minimum of 20% participation for the 23-24 school year.

To support students and families to achieve this goal, we will:

1. Weekly school communication regarding
2. Weekly newsletter from Interdisciplinary Teams
3. Teacher phone calls home
4. Staff sending positive postcards
5. Positive Referral rewards and parent phone calls

Resources for Parents and Families

Quick Tips for Parents and Families

Get involved! Contact Shawna Hanneman for information about volunteering with our school.

Stay connected! Let the front office know if your phone number, email, or home address has changed.

Know your child's teachers! We are here to support your child's learning journey.

Resource Links

Infinite Campus Parent Portal

See your child's grades, assignments, attendance information and important updates

www.washoeschools.net/ICparent

Family Resource Centers

Basic needs assistance, resource referrals, and help with accessing services like SNAP

www.washoeschools.net/FRC

Care Solace

Free and confidential help to access mental health care providers in your community

www.washoeschools.net/Care



OUR WCSO PROMISE

We will know every student by **NAME, STRENGTH AND NEED** so they graduate prepared for the future they choose and we will deliver on this promise in partnership with our **FAMILIES and COMMUNITY**.



Total Enrollment
1065

Our Student Demographics

100% Free or Reduced Lunch

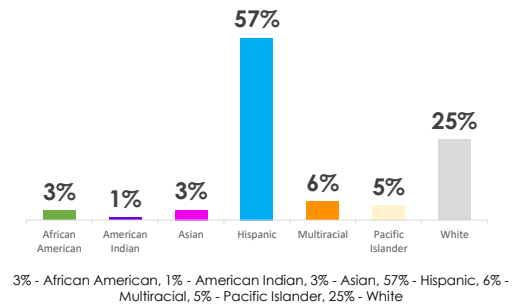
18% English Learners

15% Individualized Education Plans

2% Children in Transition

1% Foster

1% Gifted & Talented

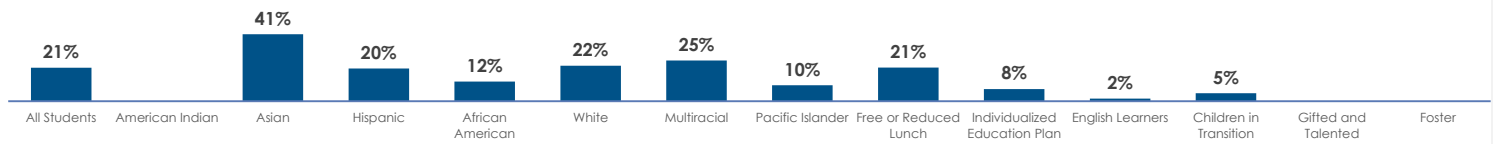


Smarter Balanced Assessment

Percent Achieving 'At or Above' Standard

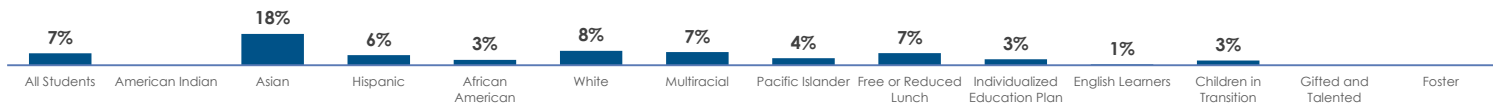


English / Language Arts



English / Language Arts: Percentage achieving "At or Above" standard (2022-2023): 21% - All Students, * - American Indian, 41% - Asian, 20% - Hispanic, 12% - African American, 22% - White, 25% - Multiracial, 10% - Pacific Islander, 21% - Free or Reduced Lunch, 8% - Individualized Education Plan, 2% - English Learners, 5% - Children in Transition, * - Gifted and Talented, * - Foster

Mathematics



Mathematics: Percentage achieving "At or Above" standard (2022-2023): 7% - All Students, * - American Indian, 18% - Asian, 6% - Hispanic, 3% - African American, 8% - White, 7% - Multiracial, 4% - Pacific Islander, 7% - Free or Reduced Lunch, 3% - Individualized Education Plan, 1% - English Learners, 3% - Children in Transition, * - Gifted and Talented, * - Foster



5th Grade Science Assessment

17%

Percentage of students achieving 'At or Above' Standard



Attendance

40%

Percentage of students missing 10% or more of school days

Scan to see more data!

